

Ceramic Low Pass Filter

50Ω DC to 5400 MHz

LFTC-5400+
LFTC-5400



Maximum Ratings

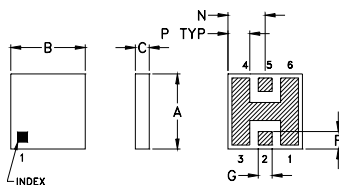
Operating Temperature	-55°C to 100°C
Storage Temperature	-55°C to 125°C

Pin Connections

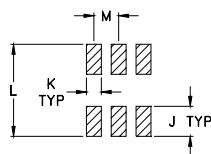
RF IN	2**
RF OUT	5**
GROUND	1,3,4,6

** RF IN & RF OUT can be interchanged

Outline Drawing



PCB Land Pattern

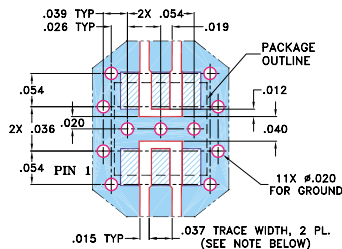


Suggested Layout,
Tolerance to be within ±.002

Outline Dimensions (inch)

A	B	C	D	E	F	G	H
.150	.150	.028	--	--	.035	.028	--
3.81	3.81	0.71	--	--	0.89	0.71	--
J	K	L	M	N	P	wt	
.060	.030	.184	.050	.075	.044	grams	
1.52	0.76	4.67	1.27	1.91	1.12	0.15	

Demo Board MCL P/N: TB-233
Suggested PCB Layout (PL-112)



NOTES: 1. TRACE WIDTH IS SHOWN FOR ROGERS RO4350B WITH DIELECTRIC THICKNESS 0.020" ± 0.0015"; COPPER: 1/2 OZ. EACH SIDE. FOR OTHER MATERIALS TRACE WIDTH MAY NEED TO BE MODIFIED.
2. BOTTOM SIDE OF THE PCB IS CONTINUOUS GROUND PLANE.
DENOTES PCB COPPER LAYOUT WITH SMOBC (SOLDER MASK OVER BARE COPPER)
DENOTES COPPER LAND PATTERN FREE OF SOLDER MASK

Features

- miniature size, 0.15"X0.15"X0.028"
- low profile, 0.028" height
- excellent power handling, 19W
- hermetically sealed

Applications

- harmonic rejection
- internal rejection
- receivers & transmitters

CASE STYLE: FR933

PRICE: \$3.75 ea. QTY. (10-49)

+ RoHS compliant in accordance with EU Directive (2002/95/EC)

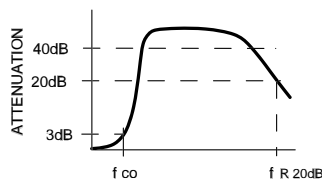
The +Suffix identifies RoHS Compliance. See our web site for RoHS Compliance methodologies and qualifications.

Electrical Specifications (T_{AMB}=25°C)

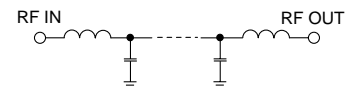
PASSBAND (MHz)	f _{co} , MHz Nom.	STOP BAND (MHz)	fr20 dB	VSWR (:1) Passband	POWER INPUT* (W)	MARKING	NO. OF SECTIONS
(loss < 1 dB)	(loss 3 dB)	(> 20 dB)	Typ.	Typ.			
DC-5400	6410	9000-11000	12000	1.1	19	LF5	7

* Derate linearly to 8W at 100°C ambient.

typical frequency response

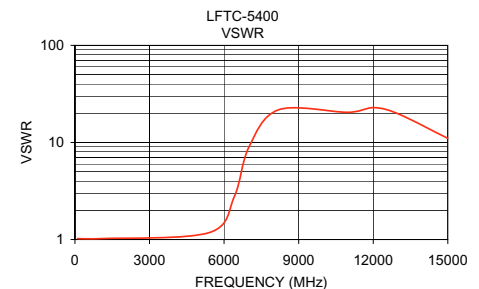
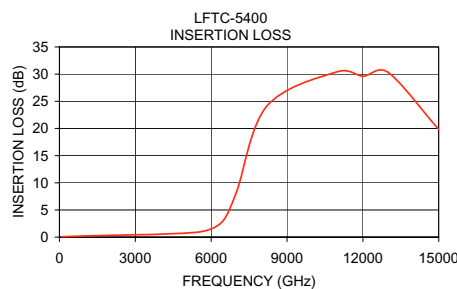


electrical schematic



Typical Performance Data at 25°C

Frequency (MHz)	Insertion Loss (dB)	VSWR (:1)
100.00	0.07	1.02
1000.00	0.21	1.02
5400.00	0.88	1.18
6410.00	2.69	2.76
7000.00	8.27	8.99
8200.00	24.11	21.73
11000.00	30.45	20.45
12000.00	29.61	22.87
13000.00	30.32	19.76
15000.00	19.81	11.03



Mini-Circuits®

Distribution Centers NORTH AMERICA 800-654-7949 • 417-335-5935 • Fax 417-335-5945 • EUROPE 44-1252-832600 • Fax 44-1252-837010

Mini-Circuits ISO 9001 & ISO 14001 Certified

INTERNET <http://www.minicircuits.com>



REV. L
M102713
LFTC-5400
EDB-020540
AD/YB/CP
060908